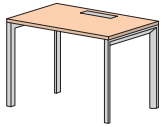
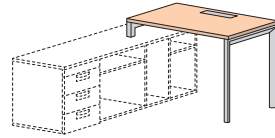


DESKING SYSTEMS WITH CABLE ORGANIZER



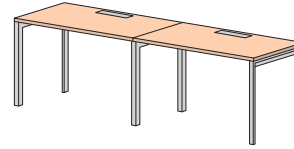
W. x D. x H. 29.25"		
WIDTH	D 23.62"	D 31.50"
46.46"	SF-211102	SF-211112
54.33"	SF-211104	SF-211114
62.20"	SF-211106	SF-211116
70.08"	SF-211108	SF-211118

DESKING SYSTEMS WITH STORAGE



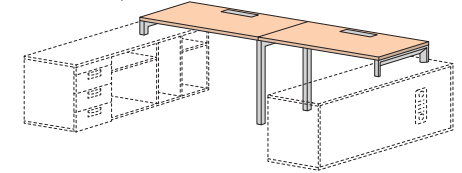
W. x D. x H. 29.25"		
WIDTH	D 23.62"	D 31.50"
46.46"	SF-211202	SF-211212
54.33"	SF-211204	SF-211214
62.20"	SF-211206	SF-211216
70.08"	SF-211208	SF-211218

DESKING SYSTEMS WITH SHARED BASE



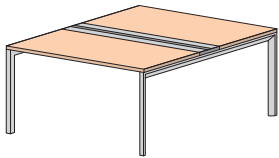
W. x D. x H. 29.25"		
WIDTH	D 23.62"	D 31.50"
108.66"	SF-211304	SF-211314
124.41"	SF-211306	SF-211316

DESKING SYSTEMS WITH STORAGE, BENCHING

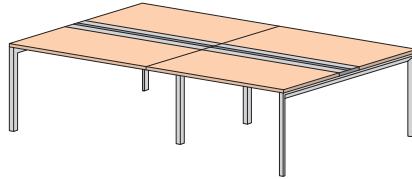


W. x D. x H. 29.25"		
WIDTH	D 23.62"	D 31.50"
108.66"	SF-211404	SF-211414
124.41"	SF-211406	SF-211416

DESKING SYSTEMS WITH PIVOT WING ACCESS

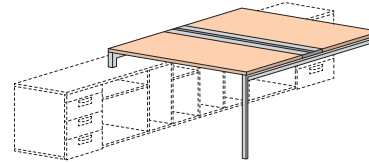


W. x D. x H. 29.25"	
WIDTH	D 63.00"
54.33"	SF-211614
62.20"	SF-211616
70.08"	SF-211618

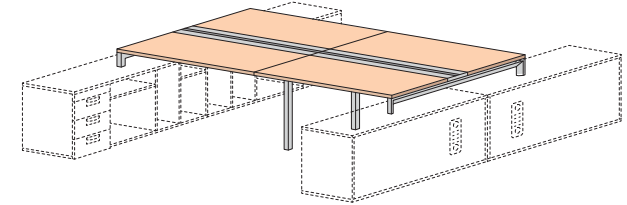


W. x D. x H. 29.25"	
WIDTH	D 63.00"
108.66"	SF-211628
124.41"	SF-211632

DESKING SYSTEMS WITH PIVOT WING ACCESS AND STORAGE

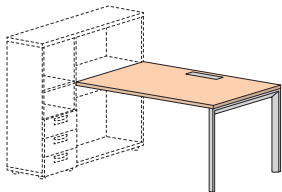


W. x D. x H. 29.25"	
WIDTH	D 63.00"
54.33"	SF-211714
62.20"	SF-211716
70.08"	SF-211718



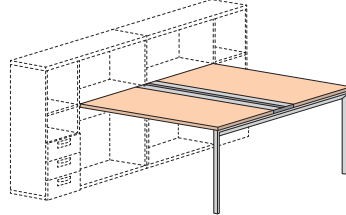
W. x D. x H. 29.25"	
WIDTH	D 63.00"
108.66"	SF-211728
124.41"	SF-211732

INDIVIDUAL DESKING SYSTEM



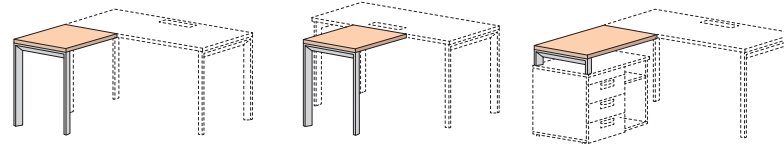
W. x D. x H. 29.25"	
WIDTH	D 31.50"
46.46"	SF-211512
54.33"	SF-211514
62.20"	SF-211516
70.08"	SF-211518

DESKING SYSTEMS WITH PIVOT WING ACCESS FOR TWO WORKSTATIONS



W. x D. x H. 29.25"	
WIDTH	D 63.00"
46.46"	SF-211812
54.33"	SF-211814
62.20"	SF-211816
70.08"	SF-211818

SIDE TABLE WITH SUPPORT



W. x D. x H. 29.25"	
WIDTH	D 23.62"
23.62"	SF-213206
31.50"	SF-213208

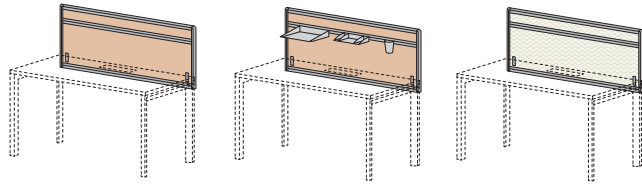
W. x D. x H. 163	
WIDTH	D 23.62"
23.62"	SF-213806
31.50"	SF-213808

MOBILE TABLE



W. x D. x H.	
31.5"	31.5"x29"
	SF-213288

SCREENS ATTACHED TO TABLETOPS. SCREEN HEIGHT FROM A TABLE IS 16.06"



W. x D. x H. 21.18"	
WIDTH	D 0.87"
46.26"	SF-217112
54.13"	SF-217114
62.01"	SF-217116
69.88"	SF-217118

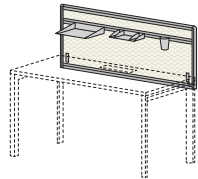
CHIP BOARD

W. x D. x H. 21.18"	
WIDTH	D 0.87"
46.26"	SF-217152
54.13"	SF-217154
62.01"	SF-217156
69.88"	SF-217158

CHIP BOARD, WITH HINGED ELEMENTS

W. x D. x H. 21.18"	
WIDTH	D 0.87"
46.26"	SF-217132
54.13"	SF-217134
62.01"	SF-217136
69.88"	SF-217138

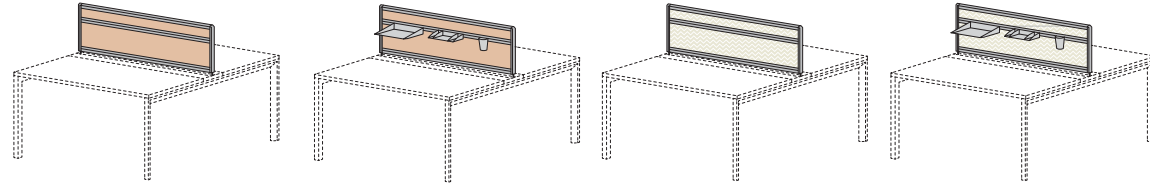
COVERED WITH FELT



W. x D. x H. 21.18"	
WIDTH	D 0.87"
46.26"	SF-217172
54.13"	SF-217174
62.01"	SF-217176
69.88"	SF-217178

COVERED WITH FELT, WITH HINGED ELEMENTS

TABLETOP SCREENS ATTACHED TO FRAME. SCREEN HEIGHT FROM A TABLE IS 16.06"



W. x D. x H. 16.06"	
WIDTH	D 0.87"
54.13"	SF-217314
62.01"	SF-217316
69.88"	SF-217318

CHIP BOARD

W. x D. x H. 16.06"	
WIDTH	D 0.87"
54.13"	SF-217354
62.01"	SF-217356
69.88"	SF-217358

CHIP BOARD, WITH HINGED ELEMENTS

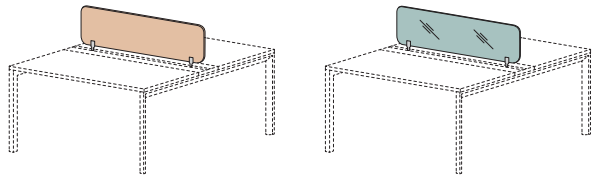
W. x D. x H. 16.06"	
WIDTH	D 0.87"
54.13"	SF-217334
62.01"	SF-217336
69.88"	SF-217338

COVERED WITH FELT

W. x D. x H. 16.06"	
WIDTH	D 0.87"
54.13"	SF-217374
62.01"	SF-217376
69.88"	SF-217378

COVERED WITH FELT, WITH HINGED ELEMENTS

TABLETOP SCREENS ATTACHED TO FRAME. SCREEN HEIGHT FROM A TABLE IS 12.13"



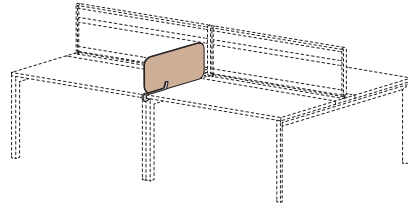
W. x D. x H. 380	
WIDTH	D 0.31"
49.21"	SF-217324
57.09"	SF-217326
64.96"	SF-217328

CHIP BOARD

W. x D. x H. 380	
WIDTH	D 0.16"
49.21"	SF-217364
57.09"	SF-217366
64.96"	SF-217368

FROSTED PLEXIGLASS

SCREENS ATTACHED TO TABLETOPS. SCREEN HEIGHT FROM A TABLE IS 13.15"



W. x D. x H.	
28"x0.31"x17"	SF-217301

CHIP BOARD

MOBILE DRAWER STORAGE



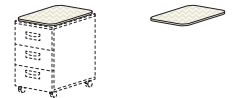
W. x D. x H.	
16"x20"x24"	SF-212452

NO CUSHION, LOCKING DRAWERS, WHEELS WITH BRAKES, SECTION FOR STATIONERY



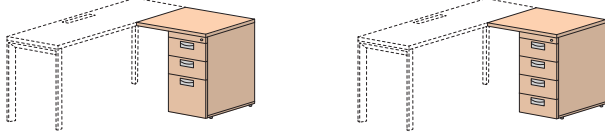
W. x D. x H.	
16"x20"x25"	SF-212453

WITH TOP CUSHION COVERED BY TEXTILE, LOCKING DRAWERS, WHEELS WITH BRAKES, SECTION FOR STATIONERY



W. x D. x H.	
20"x16"x1"	TOP CUSHION

STORAGE WITH METALLIC DRAWERS



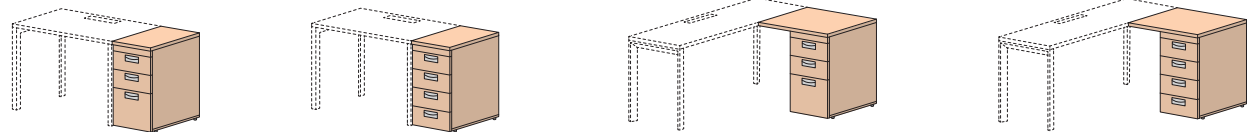
W. x D. x H.	
31.5"x24"x29"	SF-212631

1 SECTION FOR STATIONERY, 2 DRAWERS, 1 FILE CABINET, LOCKING DRAWERS, LASEREDGE TECHNOLOGY

W. x D. x H.	
31.5"x24"x29"	SF-212641

1 SECTION FOR STATIONERY, 4 DRAWERS, 1 FILE CABINET, LOCKING DRAWERS, LASEREDGE TECHNOLOGY

STORAGE WITH CHIP BOARD DRAWERS



W. x D. x H.	
17"x24"x29"	SF-212131

1 SECTION FOR STATIONERY, 2 DRAWERS, 1 FILE CABINET, LOCKING DRAWERS, LASEREDGE TECHNOLOGY

W. x D. x H.	
17"x24"x29"	SF-212141

1 SECTION FOR STATIONERY, 4 DRAWERS, LASEREDGE TECHNOLOGY

W. x D. x H.	
32"x24"x29"	SF-212531

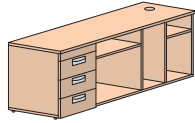
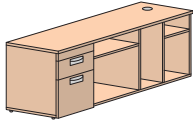
1 SECTION FOR STATIONERY, 2 DRAWERS, 1 FILE CABINET, LOCKING DRAWERS, LASEREDGE TECHNOLOGY

W. x D. x H.	
32"x24"x29"	SF-212541

1 SECTION FOR STATIONERY, 4 DRAWERS, LASEREDGE TECHNOLOGY

OFFICE FURNITURE COLLECTION EUROPE LUX

STORAGE BASE WITH CHIP BOARD DRAWERS



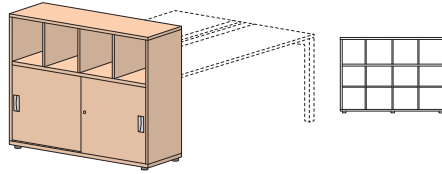
Ш. x Г. x В.
63"x23.62"x22.83"
IMAGE SF-212111
MIRROR SF-212112

W. x D. x H.
63"x23.62"x22.83"
IMAGE SF-212113
MIRROR SF-212114

1 SECTION FOR STATIONERY, 1 DRAWER, 1 FILE CABINET, CABLE ORGANIZER, USB OUTLET

1 SECTION FOR STATIONERY, 1 DRAWER, CABLE ORGANIZER, USB OUTLET

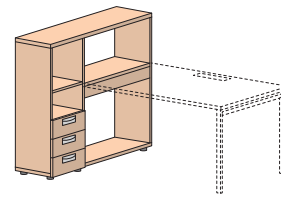
STORAGE WITH SLIDING DOORS



W. x D. x H.
63"x16.06"x45"
IMAGE SF-214901

WITH LOCKER

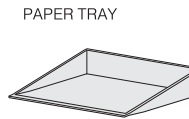
SHELVING



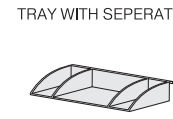
W. x D. x H.
47.24"x16.06"x45"
IMAGE SF-214101
MIRROR SF-214102

ONE CENTRALIZED LOCKER

HINGED ELEMENTS FOR SCREENS



W. x D. x H.
13"x9.1"x2.2"
Q12209



W. x D. x H.
11.2"x4.9"x1.6"
Q12211



W. x D. x H.
3.9"x2.2"x3.9"
Q12205

TABLETOP COLORS



LIGHT ACACIA



PREMIUM WHITE

EUROPE LUX IS OFFERED WITH A CHOICE OF LASEREDGE OR WITHOUT IT.

- GVA INTERIORS HAS A RIGHT TO UPDATE/ CHANGE THE OFFERED NOMENCLATURE BASED ON CHANGED IN MANUFACTURING NEEDS
- W. x D. x H. - WIDTH (INCH) x DEPTH (INCH) x HEIGHT (INCH)